

Premium Series 20 | VS/20 | BMJ Single Hung

Windows for Life™



2015 2014



ENERGY STAR
HIGH EFFICIENCY
HAUTE EFFICACITÉ

Sustained Excellence



ENERGY STAR
HIGH EFFICIENCY
HAUTE EFFICACITÉ

Promoter of the Year
ENERGY STAR Most Efficient



ENERGY STAR
PARTICIPANT



9 consecutive years
2006 - 2015



"You'll appreciate the quality we build into every window!"



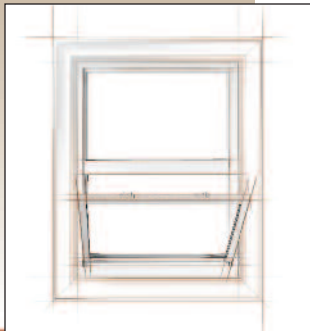

frame **THE VINYL COMPANY**
QUALITY EXTRUDERS SINCE 1998

glass Stainless **The TempSmart Spacer System** **IGMA** INSULATING GLASS MANUFACTURER ALLIANCE

VERSATILE & FLEXIBLE

For new homes, these windows are built to your individual needs with optional nailing fin and brick mould, with jamb returns and frame extensions to fit your type of wall construction.

- **Fusion Welded Frame and Sash**
Welding creates a fully sealed, continuous profile that eliminates potential air and water penetration through frame and sash corners.
- **Maintenance Free Solid uPVC Vinyl Profiles**
The multi-chambered design provides structural strength as well as insulating air pockets which reduce heat and cold transfer.
- **Pocket Sill**
Drainage system is engineered to remove water from the hidden sill pocket.
- **Integral Lift Rail**
Permits single sash to be operated with ease.
- **Integral Brick Mould with Nail Fin**
Ideal for brick and siding applications, offering cleaner details and improved performance (201BMJ only).



Window Ratings

AAMA.WDMA/CAS 101/I.S.2/A440 R-PG55
AAMA/WDMA/CSA101 I.S.2/A440-05 - H-C55** FER10
CSA A440-00: A3/Fixed, B3, C3, F10, S1
Energy Rating: +33* • U Value: 0.28(1.59)*
Energy Rating: +41 • U Value: 0.18(1.02)*
(Triple glazed with Low E and Krypton Gas and a warm edge spacer)
AAMA Certified • CSA Certified • NFRC Certified
ENERGY STAR® Qualified • Window Wise Certified
USA ENERGY STAR 2016 U.29 SHGC .56

Size Limitations


Width: Min 12" Max 48"
Height: Min 18" Max 80"
Minimum width 12" if height is > 27 1/2"
Maximum size with Triple Glass or Keepsafe is 18 sq. ft.

* Tested with Low E, Argon Gas and a warm edge spacer *Ask your dealer for details of glass requirements.
**Optional 'Upgrade Package' required for this rating.

- **Double Bond Glazing System**
Flexible dual durometer seals hug the glass from both sides. The system also includes a glazing tape applied to the interior side. The result is an unprecedented barrier against air and water penetration.
- **Commercial Glazing Technique**
Exterior glass stops, combined with the Double Bond Glazing, are more effective in maintaining a well-sealed window.
- **High Performance Glass Options**
Choose Solar Gain Low E for free solar heat or Solar Shield Low E for reducing solar heat gain. Argon and Krypton Gas fillings will maximize heat savings! KeepSafe Glass is the laminate of choice for security, quiet and safety!
- **7/8" Overall Insulating Glass**
Results in superior thermal performance. Our optional high performance triple glass has two 1/4" air spaces. With Krypton Gas and double Solar Shield Low E, this results in a R8.2 (.12U) center glass value.
- **Warm Edge Spacer Technology**
Only the best warm edge spacers will reduce perimeter condensation on an insulating glass unit, fight mold and increase the comfort of your home.
- **IGMA Approved**
Certification Numbers - Stainless #2521-P, TempSmart™ #2190-0200508G

hardware **TRUTH HARDWARE**

- **Triple Seal**
Three layers of premium Fin Seal stop air and water as they reduce sound transmission. Benefit from the best sliding seals available!
- **Double Neoprene Bulbs**
Compression style seals close tight where the sash meets the frame and sliding is not required. Our engineers insisted that you get this premium component!
- **Recessed Tilt Latches**
Your operating sash tilts in for easy cleaning from inside your home. Our recessed design maintains a clean and attractive sight line in your window.
- **Cam Locks**
Heavy duty 180 degree locking cams pull your operating sash and frame tightly together for a great seal!
- **Smart Lock (Optional)**
Smart Locks allow you to both unlock and tilt your sash with a single operation.
- **Quick Release Coil Balance**
Effortless sash movement with simple sash removal.
- **Quick Lock Shoes**
When you tilt your sash for cleaning, a secure locking action from multi-directional shoe expansion break-points secures the sash in place.



Wide Selection of Styles and Configurations



Optional Internal grills for beauty and distinction.

As we are constantly improving our products, specifications may have changed from those herein. Please contact VWD regarding up-to-date specifications.

Authorized Distributor

